

# Activities

## ENVELOPMENTS

### Q1. TO Q3.

Figures 11.46 to 11.48 show the incomplete developments of prisms. Draw the front elevation, end elevation and plan of each solid and complete the development

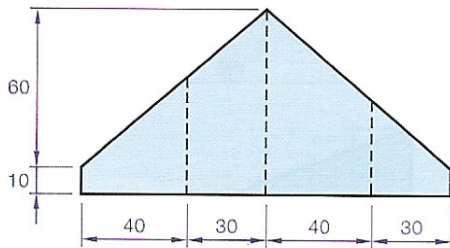


Fig. 11.46

Q1. Fig. 11.46

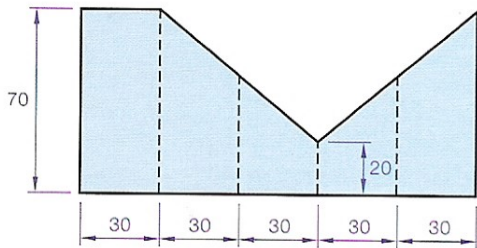


Fig. 11.48

Q3. Fig. 11.48

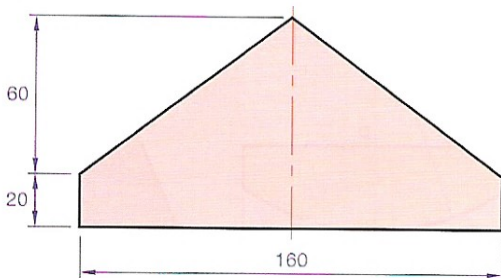


Fig. 11.50

Q5. Fig. 11.50

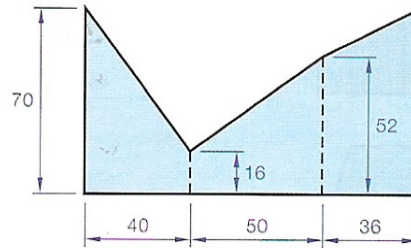


Fig. 11.47

Q2. Fig. 11.47

### Q4. TO Q6.

Figures 11.49 to 11.51 show the development of cylinders which are open at both ends. Draw a plan and elevation of the cylinder.

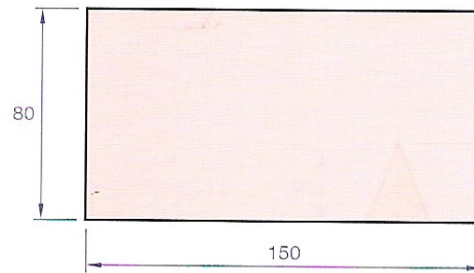


Fig. 11.49

Q4. Fig. 11.49

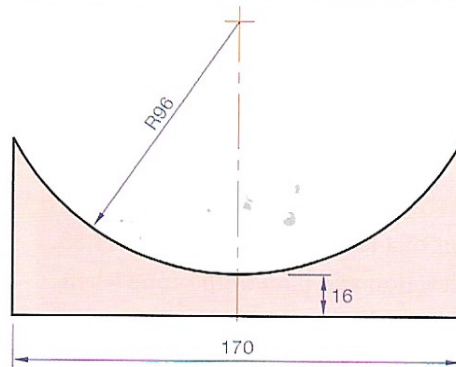


Fig. 11.51

Q6. Fig. 11.51

PARTIAL ENVELOPMENTS

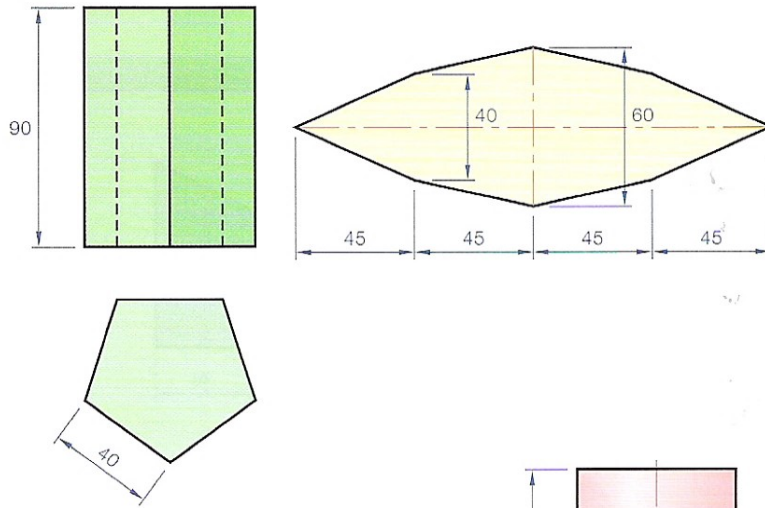


Fig. 11.52

Q8. Given the plan and elevation of a cylinder and the development of a label. Draw the elevation of the cylinder when the label is wrapped around it, Fig. 11.53.

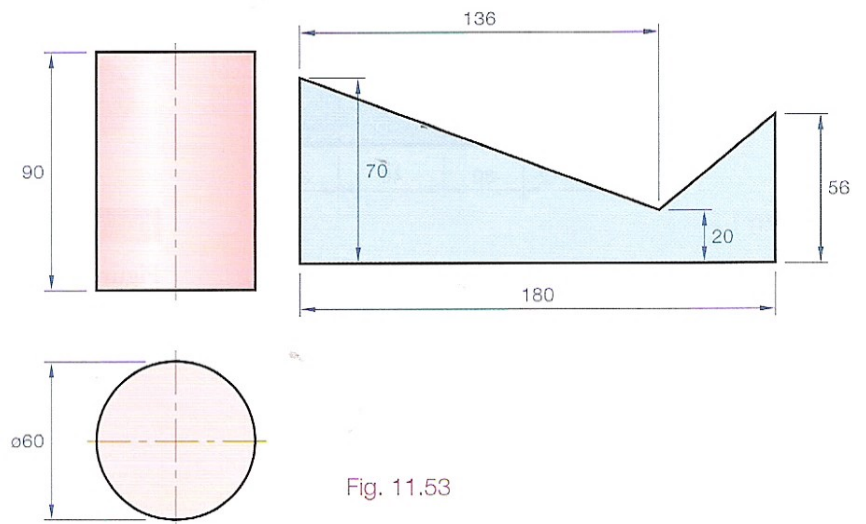


Fig. 11.53

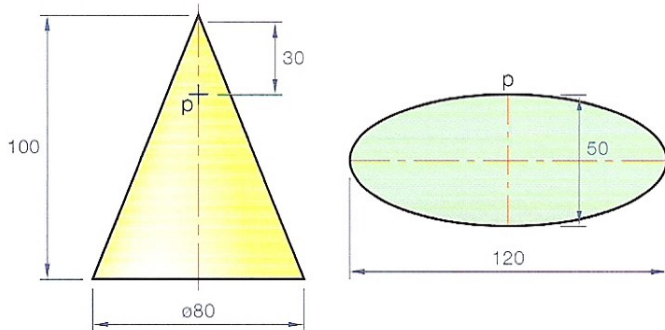


Fig. 11.54

Q9. Given a cone and the development of a label. Draw the plan and elevation of the cone when the label is wrapped around it, Fig. 11.54.

Q10. The elevation of a cone and the development of a label are shown in Fig. 11.55. Draw the elevation and plan of the cone when the label is in position.

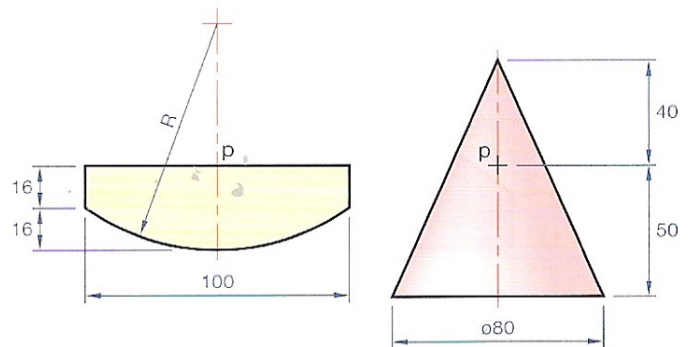


Fig. 11.55